



Screwless Wiring Accessories
Complete

definity™
COMPLETE

definity™ COMPLETE

The Screwless Range

The smooth, clean lines of Definity™ Complete products provide the ultimate finishing touch to a feature packed range of decorative domestic electrical accessories.

Definity™ Complete has evolved from our well established Define® flat plate accessory range and features all of the same attributes including modular switching but without the visible fixing screws.

Definity™ Complete provides the installer with a complete all in one solution.

Offering push-fit cover plates in 8 assorted finishes and comprehensive range of electrical inserts, with both compatible cover plate and insert supplied within a single package.

The flexibility of Definity™ Complete is further enhanced with the range of cover plates and electrical inserts also being available independently of each other.



20 Year Warranty

All Definity™ Complete products are covered by our 20 year warranty against any fault in materials or manufacture experienced at any time within 20 years of the date of supply.



White
(PW)


Metal White
(MW)



Matt Black
(BK)

Metal Black
(MB)

Antique Brass
(AB)



Stainless Steel
(SS)

*Brushed Stainless
(BS)

Polished Chrome
(CH)

Each Definity™ Complete product comprises an insert and a decorative cover plate.

Inserts are available in Black, White and Grey, *(Grey is available in BS & SS Ingot only).*

Plates are available in 8 different finishes.

PW & BK finishes are produced from polycarbonate. All other finishes are coated stainless steel

Definity™ Complete unique product codes

When ordering from this catalogue, please specify a unique product code as shown.

For example, if you wish to order a 2 gang 13A switched socket in stainless steel with a black switch and insert, the unique product code for the insert will be SFSS536BK.

For additional cover plate and insert options see the Definity™ Components section from page F33



Prefix Product Finish Product Number Insert Colour

Contents

Switches	F6
Power Socket Outlets	F14
Fused Connection Units	F18
50A Switches	F22
Control Switches	F24
Socket & Blank Plates	F27
Satellite & Coaxial Outlets	F29
Telephone Outlets	F30

Switches

Please see page K18 for a selection of MiniGrid® modules.



The range of Definity™ Complete modular switches comprises of both moulded black or white switches as well as metallic finished 'Ingot' switches, which features a simple single screw fixing to the insert.

The modular MiniGrid® format is fitted as standard and is enhanced by the availability of multi-functional and fully interchangeable modules which also includes 'Ingot' finishes through the range.

The unfurnished single and double plates offer the installer unprecedented flexibility in creating customised wiring solutions.

MINIGRID®



The rotary dimmer switches are interchangeable with the use of our M10 nut runner tool. There are a host of alternative dimmer modules and plates available, see page K37.



Traditional toggle switches are also listed with an intermediate single switch plate option. The 2 way toggle switch is interchangeable with the intermediate toggle module.



Simple, single screw or snap fit installation of the modules on the mounting plates has encouraged contractors to devise and install customised switching solutions on-site.

Definity™ Complete plates are coated stainless steel, available in the following finishes: Antique Brass (AB), Brushed Stainless (BS), Polished Chrome (CH), Stainless Steel (SS), Metal White (MW) & Metal Black (MB).

White (PW) & Matt Black (BK) are also available, produced from polycarbonate.


UNDERSTANDING THE CODE:

SF - Prefix **SS** - Plate Finish **425** - Product No **BK** - Insert Colour

Plate Finishes: PW White, MW Metal White, BK Matt Black, MB Metal Black.
Ingot Plate Finishes: AB Antique Brass, BS Brushed Stainless, CH Polished Chrome, SS Stainless Steel.

Insert Colour: PW White, BK Black, GY Grey.
*non ingot only available with matching insert colour (ie MB finish has BK insert).
Grey inserts not available with Chrome finishes.*

Matt Black and Metal Black plates are supplied with black inserts and moulded black (BK) switches.



Matt Black and Metal Black plates are supplied with black inserts and moulded black (BK) switches.

Plates Switches - MiniGrid®

025 10AX 1 Gang Intermediate Plate Switch

2 Way Switches

- 011 10AX 1 Gang 2 Way Plate Switch
- 012 10AX 2 Gang 2 Way Plate Switch
- 013 10AX 3 Gang 2 Way Plate Switch
- 019 10AX 4 Gang 2 Way Plate Switch
- 105 10AX 6 Gang 2 Way Plate Switch

Standards: BS EN 60669-1


Back Box Depth (mm): 25 Cable Size (mm²): 4 x 1.5 or 2 x 2.5

Dimensions (mm): **1 Gang:** 86 (W) x 86 (H) x 4 (D) **2 Gang:** 146 (W) x 86 (H) x 4 (D)

Understanding the code: SF - Prefix BK - Plate Finish 025 - Product No BK - Insert Colour

Plate Finishes: PW White, MW Metal White, BK Matt Black, MB Metal Black.

Insert Colour: PW White, BK Black. *non ingot only available with matching insert colour (ie MB finish has BK insert).*



Ingot Plates Switches - MiniGrid®

425 10AX Ingot 1 Gang Intermediate Plate Switch

2 Way Switches

- 411 10AX Ingot 1 Gang 2 Way Plate Switch
- 412 10AX Ingot 2 Gang 2 Way Plate Switch
- 413 10AX Ingot 3 Gang 2 Way Plate Switch
- 414 10AX Ingot 4 Gang 2 Way Plate Switch
- 416 10AX Ingot 6 Gang 2 Way Plate Switch

Standards: BS EN 60669-1 Back Box Depth (mm): 25 Cable Size (mm²): 4 x 1.5 or 2 x 2.5

Dimensions (mm): **1 Gang:** 86 (W) x 86 (H) x 4 (D) **2 Gang:** 146 (W) x 86 (H) x 4 (D)

Understanding the code: SF - Prefix SS - Plate Finish 425 - Product No BK - Insert Colour

Ingot Plate Finishes: AB Antique Brass, BS Brushed Stainless, CH Polished Chrome, SS Stainless Steel

Insert Colour: White (PW) Black (BK) Grey (GY) Grey is available in BS & SS Ingot only.

Dimmer Modules

- MD9001 6A 2 Way Push On/Off (Non-Dimming) Module (25 x 62mm)
- MD9010 1-10V Analogue Dimmer Module (25 x 62mm)
- MD9014 100W Dual Mode Dimmer Module with Trim (26.5 x 55mm)

Dimmer M10 Nut Runner


SP900 Dimmer M10 Nut Runner Tool

Use the nut runner to easily exchange dimmer modules and create customised dimmer switch plate



SP900

MD9014



140, 141

143

142

144

Rotary Dimmer Mounting Plates

- 141PL 1 Gang Dimmer Plate & Knob (650W Max) - 1 Aperture
- 142PL 2 Gang Dimmer Plate & Knobs (800W Max) - 2 Apertures
- 143PL 2 Gang Dimmer Plate & Knobs (1200W Max) - 3 Apertures
- 144PL 2 Gang Dimmer Plate & Knobs (1600W Max) - 4 Apertures

The dimmer modules are supplied separately to the plates listed above.

Standards: BS 5733
Back Box Depth (mm): 35
Dimensions (mm): 1 Gang: 86 (W) x 86 (H) x 4 (D) 2 Gang: 146 (W) x 86 (H) x 4 (D)

Understanding the code: SF - Prefix BK - Plate Finish 141 - Product No PL - Plate
 Plate Finishes: AB Antique Brass, PW White, MW Metal White, BK Matt Black, MB Metal Black, BS Brushed Stainless, CH Polished Chrome, SS Stainless Steel.

Dimmer Modules

- MD9001 6A 2 Way Push On/Off (Non-Dimming) Module (25 x 62mm)
- MD9010 1-10V Analogue Dimmer Module (25 x 62mm)
- MD9014 100W Dual Mode Dimmer Module with Trim (26.5 x 55mm)

Dimmer M10 Nut Runner


SP900 Dimmer M10 Nut Runner Tool

Use the nut runner to easily exchange dimmer modules and create customised dimmer switch plate



SP900

MD9014



161

163

162

164

We recommend the use of branded LED lamps with all Definity™ Complete trailing edge dimmers. The use of inferior, non-branded lamps may require the nominal rating of the dimmer to be reduced. For further information please contact Click® Technical support team.

Dimmer Switches (Trailing Edge)

- 161 1 Gang 2 Way 100W Dimmer Switch
- 162 2 Gang 2 Way 100W Dimmer Switch
- 163 3 Gang 2 Way 100W Dimmer Switch
- 164 4 Gang 2 Way 100W Dimmer Switch

Standards: BS EN 60669-1 BS EN 60669-2-1 BS EN 55015 BS EN 61000-3-2
Back Box Depth (mm): 35 **Cable Size (mm²):** 2 x 1.5 **Type:** Trailing Edge
Dimensions (mm): 1 Gang: 86 (W) x 86 (H) x 4 (D) 2 Gang: 146 (W) x 86 (H) x 4 (D)

Understanding the code: SF - Prefix BK - Plate Finish 161 - Product No
 Plate Finishes: AB Antique Brass, PW White, MW Metal White, BK Matt Black, MB Metal Black, BS Brushed Stainless, CH Polished Chrome, SS Stainless Steel.

10AX Intermediate Toggle Switch Modules

MD9125 Intermediate Toggle Switch Module

Plate Finish	Module Finish
Chrome	CH - Chrome
Stainless Steel & Brushed Stainless	PN - Pearl Nickel
Antique Brass	AB - Antique Brass



2 Way Toggle Switches

- 421 10AX 1 Gang 2 Way Toggle Switch
- 422 10AX 2 Gang 2 Way Toggle Switch
- 423 10AX 3 Gang 2 Way Toggle Switch
- 424 10AX 4 Gang 2 Way Toggle Switch

Standards: BS EN 60669-1 Back Box Depth (mm): 35 Cable Size (mm²): 4 x 1.5 or 2 x 2.5
 Dimensions (mm): 1 Gang: 86 (W) x 86 (H) x 4 (D) 2 Gang: 146 (W) x 86 (H) x 4 (D)

Understanding the code:
 SF - Prefix SS - Plate Finish 421 - Product No
 Plate Finishes: AB Antique Brass, BS Brushed Stainless, CH Polished Chrome, SS Stainless Steel.




With the ever increasing demand for power supplies in all areas of the home comes the problem of selecting and fitting outlets which blend harmoniously with the décor of the room in which they are to be fitted.

The Definity™ Complete plate finishes offer a solution for almost every possible design need and will enhance the décor of any area whether in a kitchen, bedroom, lounge or study etc...

definity™
COMPLETE





Socket Outlets

- 630 13A 1 Gang Socket Outlet (Twin Earth)
- 035 13A 1 Gang DP Switched Socket Outlet
- 036 13A 2 Gang DP Switched Socket (Twin Earth)




Ingot Socket Outlets

- 535 13A Ingot 1 Gang DP Switched Socket Outlet
- 536 13A Ingot 2 Gang DP Switched Socket (Twin Earth)

Standards: BS 1363-2
 Back Box Depth (mm): 35 Cable Size (mm²): 3 x 2.5 or 2 x 4
 Dimensions (mm): 1 Gang: 86 (W) x 86 (H) x 4 (D) 2 Gang: 146 (W) x 86 (H) x 4 (D)


Understanding the code: SF - Prefix SS - Plate Finish 535 - Product No BK - Insert Colour
 Plate Finishes: PW White, MW Metal White, BK Matt Black, MB Metal Black.
 Ingot Plate Finishes: AB Antique Brass, BS Brushed Stainless, CH Polished Chrome, SS Stainless Steel.
 Insert Colour: White (PW) Black (BK) Grey (GY)
 non ingot only available with matching insert colour (ie MB finish has BK insert). Grey inserts not available with Chrome finishes

Sockets on this page are only available for sale in the Republic of Ireland.



Safety Shutter Socket Outlets

- 1035 13A 1 Gang DP Switched Socket Outlet
- 1036 13A 2 Gang DP Switched Socket Outlet (Twin Earth)
- 1836 13A 2 Gang DP Switched Socket Outlet With Outboard Rockers (Twin Earth)
- 1840 13A 2 Gang DP Switched Socket Outlet With Outboard Rockers & Neons (Twin Earth)




Ingot Safety Shutter Socket Outlets

- 1535 13A Ingot 1 Gang DP Switched Socket Outlet
- 1536 13A Ingot 2 Gang DP Switched Socket Outlet (Twin Earth)
- 1836 13A Ingot 2 Gang DP Switched Socket Outlet With Outboard Rockers (Twin Earth)


Standards: BS 1363-2
 Back Box Depth (mm): 35 Cable Size (mm²): 3 x 2.5 or 2 x 4
 Dimensions (mm): 1 Gang: 86 (W) x 86 (H) x 4 (D) 2 Gang: 146 (W) x 86 (H) x 4 (D)

Understanding the code: SF - Prefix SS - Plate Finish 1535 - Product No BK - Insert Colour
 Plate Finishes: PW White, MW Metal White, BK Matt Black, MB Metal Black.
 Ingot Plate Finishes: AB Antique Brass, BS Brushed Stainless, CH Polished Chrome, SS Stainless Steel.
 Insert Colour: White (PW) Black (BK) non ingot only available with matching insert colour (ie MB finish has BK insert).



Socket Outlets with USB Outlets

- 771U 13A 1 Gang Switched Socket With 2.1A USB Outlet (Twin Earth)
- 780 13A 2 Gang Switched Socket With Twin 2.1A USB Outlets (4.2A) (Twin Earth)



Ingot Socket Outlets with USB Outlets

- 571 13A Ingot 1 Gang Switched Socket With 2.1A USB Outlet (Twin Earth)
- 580 13A Ingot 2 Gang Switched Socket With Twin 2.1A USB Outlets (4.2A) (Twin Earth)

Standards: BS 1363-2: 2016 +A1: 2018 BS EN IEC 62368-1 BS EN 62680-1-1
Back Box Depth (mm): 35 **Cable Size (mm²):** 3 x 2.5 or 2 x 4
Dimensions (mm): 1 Gang: 86 (W) x 86 (H) x 4 (D) 2 Gang: 146 (W) x 86 (H) x 4 (D)

Understanding the code: SF - Prefix SS - Plate Finish 571 - Product No BK - Insert Colour
 Plate Finishes: PW White, MW Metal White, BK Matt Black, MB Metal Black.
 Ingot Plate Finishes: AB Antique Brass, BS Brushed Stainless, CH Polished Chrome, SS Stainless Steel.
 Insert Colour: White (PW) Black (BK) Grey (GY)
 non ingot only available with matching insert colour (ie MB finish has BK insert). Grey inserts not available with Chrome finishes



Socket Outlets with USB Outlets

- 785 13A 1 Gang Switched Socket Outlet With Type A & C USB (4A) Outlets (Twin Earth)
- 786 13A 2 Gang Switched Socket Outlet With Type A & C USB (4.2A) Outlets (Twin Earth)

Ingot Switched Socket Outlet With Twin USB Outlets

- 585 13A Ingot 1 Gang Switched Socket Outlet With Type A & C USB (4A) Outlets (Twin Earth)
- 586 13A Ingot 2 Gang Switched Socket Outlet With Type A & C USB (4.2A) Outlets (Twin Earth)



Lockable Switches

- 660 20A Double Pole Key Lockable Switch

Lockable Socket Outlets

- 655 13A 1 Gang DP Key Lockable Socket With Neon


Standards: BS 1363-2: 2016 +A1: 2018 BS EN IEC 62368-1 BS EN 62680-1-1 655: BS EN 60669-1 BS 1363-2 660: BS EN 60669-1
Back Box Depth (mm): 35 655 660: 47 **Cable Size (mm²):** 3 x 2.5 or 2 x 4
Dimensions (mm): 1 Gang: 86 (W) x 86 (H) x 4 (D) 2 Gang: 146 (W) x 86 (H) x 4 (D)

Understanding the code: SF - Prefix SS - Plate Finish 586 - Product No BK - Insert Colour
 Plate Finishes: PW White, MW Metal White, BK Matt Black, MB Metal Black.
 Ingot Plate Finishes: AB Antique Brass, BS Brushed Stainless, CH Polished Chrome, SS Stainless Steel.
 Insert Colour: White (PW) Black (BK) Grey (GY)
 non ingot only available with matching insert colour (ie MB finish has BK insert). Grey inserts not available with Chrome finishes



Fused Connection Units With Optional Flex Outlet

- 050 13A Fused Connection Unit
- 051 13A Switched Fused Connection Unit
- 052 13A Switched Fused Connection Unit With Neon
- 053 13A Fused Connection Unit With Neon



Fused Connection Units Without Flex Outlet

- 650 13A Fused Connection Unit
- 651 13A Switched Fused Connection Unit
- 652 13A Switched Fused Connection Unit With Neon
- 653 13A Fused Connection Unit With Neon

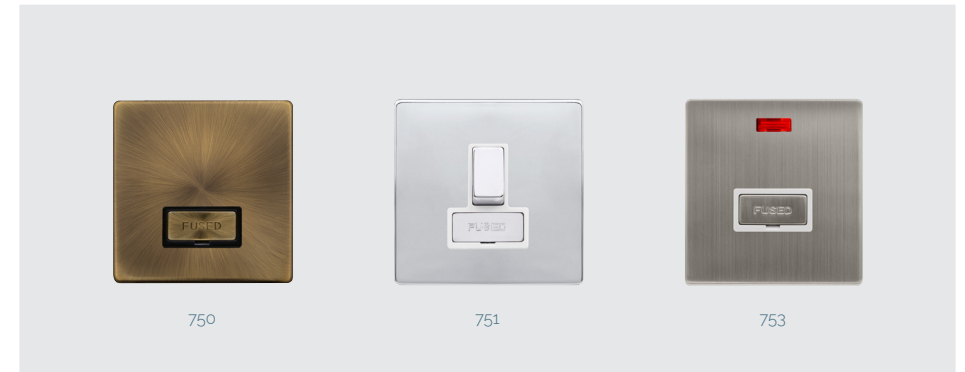
Standards: BS 1363-4 BS 1362
 Back Box Depth (mm): 35 Cable Size (mm²): 3 x 2.5 or 2 x 4
 Dimensions (mm): 86 (W) x 86 (H) x 4 (D)

Understanding the code: SF - Prefix BK - Plate Finish 053 - Product No BK - Insert Colour
 Plate Finishes: PW White, MW Metal White, BK Matt Black, MB Metal Black.
 Insert Colour: PW White, BK Black. *non ingot only available with matching insert colour (ie MB finish has BK insert).*



Ingot Fused Connection Units With Optional Flex Outlet

- 550 13A Ingot Fused Connection Unit
- 551 13A Ingot Switched Fused Connection Unit
- 552 13A Ingot Switched Fused Connection Unit With Neon
- 553 13A Ingot Fused Connection Unit With Neon



Ingot Fused Connection Units Without Flex Outlet

- 750 13A Ingot Fused Connection Unit
- 751 13A Ingot Switched Fused Connection Unit
- 752 13A Ingot Switched Fused Connection Unit With Neon
- 753 13A Ingot Fused Connection Unit With Neon

Standards: BS 1363-4 BS 1362
 Back Box Depth (mm): 35 Cable Size (mm²): 3 x 2.5 or 2 x 4
 Dimensions (mm): 86 (W) x 86 (H) x 4 (D)

Understanding the code: SF - Prefix SS - Plate Finish 750 - Product No BK - Insert Colour
 Plate Finishes: PW White, MW Metal White, BK Matt Black, MB Metal Black.
 Ingot Plate Finishes: AB Antique Brass, BS Brushed Stainless, CH Polished Chrome, SS Stainless Steel.
 Insert Colour: White (PW) Black (BK) Grey (GY) *Grey inserts not available with Chrome finishes*



Lockable Fused Connection Units With Optional Flex Outlet

- 250 13A Lockable Fused Connection Unit
- 253 13A Lockable Fused Connection Unit With Neon



Lockable Fused Connection Units With Optional Flex Outlet

- 251 13A Lockable Switched Fused Connection Unit
- 252 13A Lockable Switched Fused Connection Unit With Neon

Standards: BS 1363-4 BS 1362
 Back Box Depth (mm): 35 Cable Size (mm²): 3 x 2.5 or 2 x 4
 Dimensions (mm): 86 (W) x 86 (H) x 4 (D)

Understanding the code: SF - Prefix BK - Plate Finish 250 - Product No BK - Insert Colour
 Plate Finishes: PW White, MW Metal White, BK Matt Black, MB Metal Black.
 Insert Colour: PW White, BK Black. *non ingot only available with matching insert colour (ie MB finish has BK insert).*




Lockable Fused Connection Units Without Flex Outlet

- 850 13A Lockable Fused Connection Unit
- 851 13A Lockable Switched Fused Connection Unit
- 852 13A Lockable Switched Fused Connection Unit With Neon
- 853 13A Lockable Fused Connection Unit With Neon

Standards: BS 1363-4
 Back Box Depth (mm): 35 Cable Size (mm²): 3 x 2.5 or 2 x 4
 Dimensions (mm): 86 (W) x 86 (H) x 4 (D)

Understanding the code: SF - Prefix BK - Plate Finish 850 - Product No BK - Insert Colour
 Plate Finishes: PW White, MW Metal White, BK Matt Black, MB Metal Black.
 Insert Colour: PW White, BK Black. *non ingot only available with matching insert colour (ie MB finish has BK insert).*




45A DP Switches & Socket Outlets

- 200 50A 1 Gang DP Switch
- 201 50A 1 Gang DP Switch With Neon
- 202 50A 2 Gang DP Switch
- 203 50A 2 Gang DP Switch With Neon
- 204 50A DP Switch With 13A DP Switched Socket
- 205 50A DP Switch With 13A DP Switched Socket & Neons

Standards: 200 201 202 203: BS EN 60669-1 204 205: BS 4177
Back Box Depth (mm): 47 **Cable Size (mm²):** 1 x 16
Dimensions (mm): 1 Gang: 86 (W) x 86 (H) x 4 (D) 2 Gang: 146 (W) x 86 (H) x 4 (D)

Understanding the code: SF - Prefix BK - Plate Finish 200 - Product No BK - Insert Colour
 Plate Finishes: PW White, MW Metal White, BK Matt Black, MB Metal Black.
 Insert Colour: PW White, BK Black. *non ingot only available with matching insert colour (ie MB finish has BK insert).*





Ingot 45A Switches & Socket Outlets

- 500 50A Ingot 1 Gang DP Switch
- 501 50A Ingot 1 Gang DP Switch With Neon
- 502 50A Ingot 2 Gang DP Switch
- 503 50A Ingot 2 Gang DP Switch With Neon
- 504 50A Ingot DP Switch With 13A DP Switched Socket
- 505 50A Ingot DP Switch With 13A DP Switched Socket & Neons

Standards: 500 501 502 503: BS EN 60669-1 504 505: BS 4177
Back Box Depth (mm): 47 **Cable Size (mm²):** 1 x 16
Dimensions (mm): 1 Gang: 86 (W) x 86 (H) x 4 (D) 2 Gang: 146 (W) x 86 (H) x 4 (D)

Understanding the code: SF - Prefix SS - Plate Finish 500 - Product No BK - Insert Colour
 Ingot Plate Finishes: AB Antique Brass, BS Brushed Stainless, CH Polished Chrome, SS Stainless Steel
 Insert Colour: White (PW) Black (BK) Grey (GY) *Grey inserts not available with Chrome finishes.*



020

Fan Isolation Switch

020 10A 3 Pole Fan Isolation Switch

20A DP Switches With Optional Flex Outlet

022 20A DP Switch
023 20A DP Switch With Neon



022



023



622



623

20A DP Switches Without Flex Outlet

622 20A DP Switch
623 20A DP Switch With Neon

Standards: BS EN 60669-1 **020**: BS EN 60669-2-4
Back Box Depth (mm): 35 **020**: 25 Cable Size (mm²): 3 x 2.5 **020**: 4 x 1.5 or 2 x 2.5
Dimensions (mm): 82.5 (W) x 82.5 (H) x 2.5 (D)

Understanding the code: SF - Prefix BK - Plate Finish 622 - Product No BK - Insert Colour
Plate Finishes: PW White, MW Metal White, BK Matt Black, MB Metal Black.
Insert Colour: PW White, BK Black. *non ingot only available with matching insert colour (ie MB finish has BK insert).*




520

Ingot Fan Isolation Switch

520 10A Ingot 3 Pole Fan Isolation Plate Switch

Ingot 20A DP Switches With Optional Flex Outlet

522 20A Ingot DP Switch
523 20A Ingot DP Switch With Neon



522



523



722



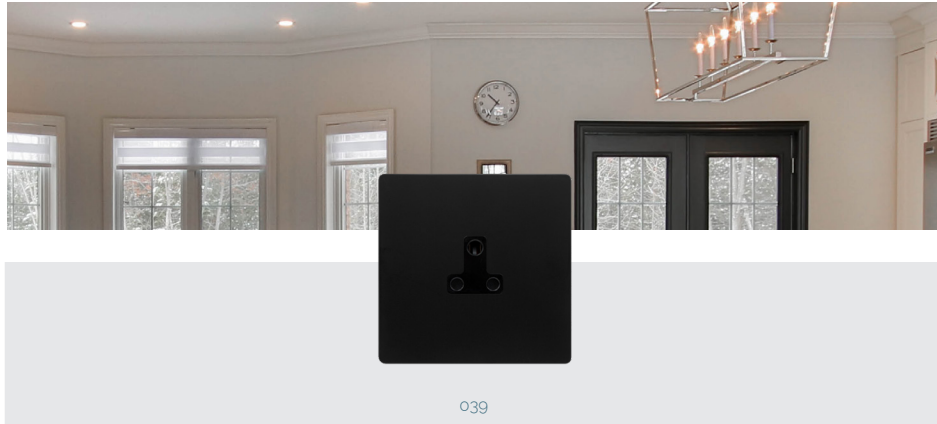
723

Ingot 20A DP Switches Without Flex Outlet

722 20A Ingot DP Switch
723 20A Ingot DP Switch With Neon

Standards: BS EN 60669-1 **520**: BS EN 60669-2-4
Back Box Depth (mm): 35 Cable Size (mm²): 3 x 2.5 **520**: 4 x 1.5 or 2 x 2.5
Dimensions (mm): 82.5 (W) x 82.5 (H) x 2.5 (D)

Understanding the code: SF - Prefix SS - Plate Finish 722 - Product No BK - Insert Colour
Ingot Plate Finishes: AB Antique Brass, BS Brushed Stainless, CH Polished Chrome, SS Stainless Steel
Insert Colour: White (PW) Black (BK) Grey (GY) *Grey inserts not available with Chrome finishes.*



039

Round Pin Socket Outlets

039 2A Round Pin Socket



034

038

Round Pin Socket Outlets

034 15A Round Pin Switched Socket
038 5A Round Pin Socket

Standards: BS 546
Back Box Depth (mm): 35 **Cable Size (mm²):** 034: 3 x 2.5 038: 4 x 1.5 or 3 x 2.5 039: 3 x 1.5
Dimensions (mm): 86 (W) x 86 (H) x 4 (D)

Understanding the code: SF - Prefix SS - Plate Finish 038 - Product No BK - Insert Colour
Plate Finishes: PW White, MW Metal White, BK Matt Black, MB Metal Black.
Ingot Plate Finishes: AB Antique Brass, BS Brushed Stainless, CH Polished Chrome, SS Stainless Steel.
Insert Colour: White (PW) Black (BK) Grey (GY)
non ingot only available with matching insert colour (ie MB finish has BK insert). Grey inserts not available with Chrome finishes



024

100

20A DP Sink/Bath Switch

024 20A Sink/Bath Switch With Neon

Dual Voltage Shaver Socket Outlets

100 115/230V Dual Voltage Shaver Socket

Click® dual voltage shaver outlets incorporate a double wound isolating transformer rated 20Va at 230V or 115V and meets BS EN 61558-2-5:2010 making it safe for use in bathrooms. Shaver outlet is not continuously rated and therefore not suitable for use as a permanent charging outlet.



060

061

Blank Plates

060 1 Gang Blank Plate
061 2 Gang Blank Plate

Standards: 024: BS EN 60669-1100: BS EN IEC 61558-1 BS EN 61558-2-5 060 061: BS 5733
Back Box Depth (mm): 060: 16 061: 25 024: 35 100: 47 **Cable Size (mm²):** 024: 3 x 2.5 100: 2 x 1.5 or 1 x 2.5
Dimensions (mm): 1 Gang: 86 (W) x 86 (H) x 4 (D) 2 Gang: 146 (W) x 86 (H) x 4 (D)

Understanding the code: SF - Prefix SS - Plate Finish 100 - Product No BK - Insert Colour
Plate Finishes: PW White, MW Metal White, BK Matt Black, MB Metal Black.
Ingot Plate Finishes: AB Antique Brass, BS Brushed Stainless, CH Polished Chrome, SS Stainless Steel.
Insert Colour: White (PW) Black (BK) Grey (GY)
non ingot only available with matching insert colour (ie MB finish has BK insert). Grey inserts not available with Chrome finishes



TV & Telephone Sockets

The following pages contain details of Definity™ Complete products designed to deal with handling data and media transfer through telephone, television or radio.

Satellite & Coaxial Outlets



Non-isolated Coaxial Outlets

- 065 Single Coaxial Outlet
- 066 Twin Coaxial Outlet

Isolated Coaxial Outlets

- 158 Single Isolated Coaxial Outlet
- 159 Twin Isolated Coaxial Outlet

Coaxial & Satellite Socket

- 156 Non-isolated Single Satellite Outlet
- 157 Isolated Satellite & Isolated Coaxial Outlet
- 170 Non-isolated Satellite & Non-isolated Coaxial Outlet

Isolated outlets will filter out any interference, if a 2 way signal is required, i.e. for use with satellite hard wire extensions, then a non-isolated outlet is required.

Back Box Depth (mm): 25
Dimensions (mm): 86 (W) x 86 (H) x 4 (D)

Understanding the code: SF - Prefix SS - Plate Finish 170 - Product No BK - Insert Colour
Plate Finishes: PW White, MW Metal White, BK Matt Black, MB Metal Black.
Ingot Plate Finishes: AB Antique Brass, BS Brushed Stainless, CH Polished Chrome, SS Stainless Steel.
Insert Colour: White (PW) Black (BK) non ingot only available with matching insert colour (ie MB finish has BK insert).



RJ11 Telephone Outlet

115 Single RJ11 (Irish/US) Outlet

Telephone Outlets

- 120 Single Telephone Outlet - Master
- 125 Single Telephone Outlet - Secondary
- 121 Twin Telephone Outlet - Master
- 126 Twin Telephone Outlet - Secondary

Termination Type: IDC 115: Screw Back Box Depth (mm): 25 115: 47
Dimensions (mm): 86 (W) x 86 (H) x 4 (D)

Understanding the code: SF - Prefix SS - Plate Finish 115 - Product No BK - Insert Colour
Plate Finishes: PW White, MW Metal White, BK Matt Black, MB Metal Black.
Ingot Plate Finishes: AB Antique Brass, BS Brushed Stainless, CH Polished Chrome, SS Stainless Steel.
Insert Colour: White (PW) Black (BK) non ingot only available with matching insert colour (ie MB finish has BK insert).



F32

18 horizontal grey bars for notes.